



UNIVERSITY CENTRE
south essex

Guide to Online Services Portal

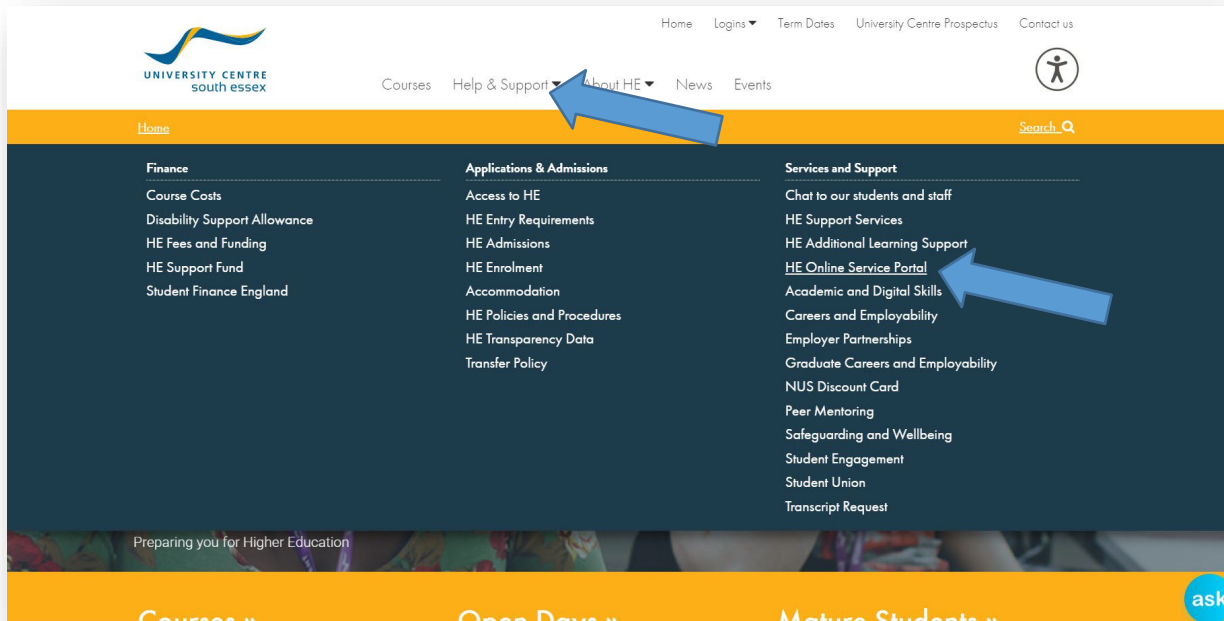
Table of Contents

1. How to log into the Online Services Portal	Page 3
2. Accessing your results	Page 6
3. Understanding your results	Page 7
4. Understanding your progression	Page 10
5. Downloading your transcript	Page 11
6. My Account	Page 11
7. My Details - Account Summary	Page 12
8. Useful Documents	Page 14

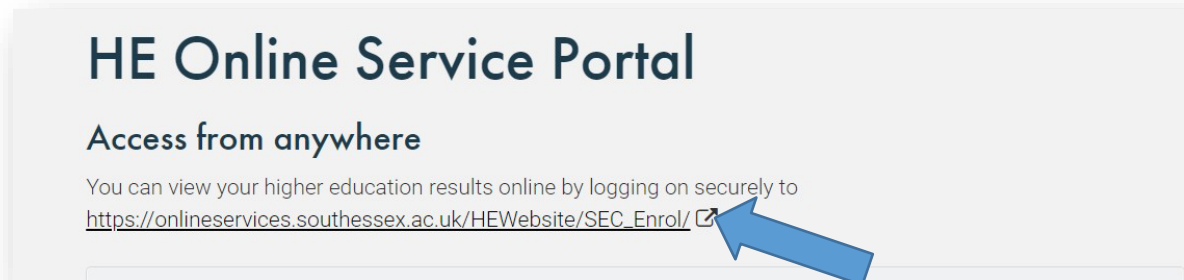
Please note all images are for illustration purpose only, they are not live links.

How to log into the Online Services Portal

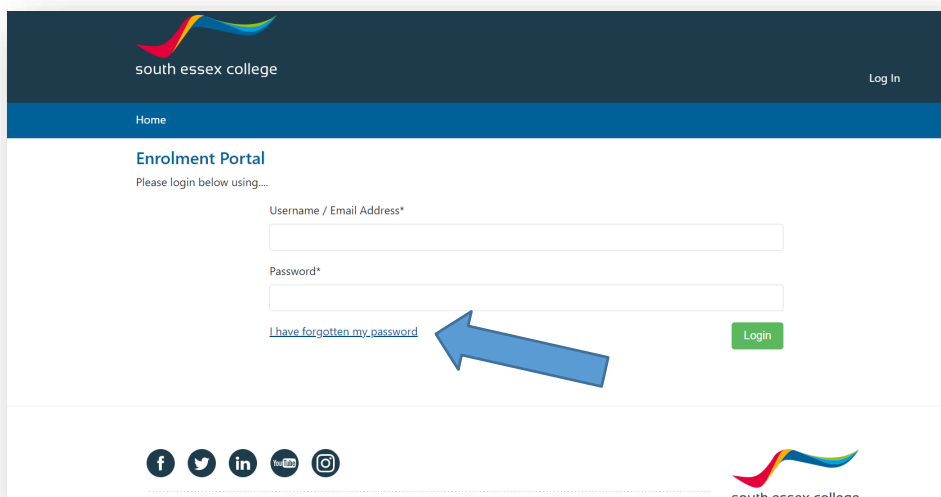
Go to the [HE page](#) on the college website and click Help and Support. From the drop down menu choose [HE Online Service Portal](#)



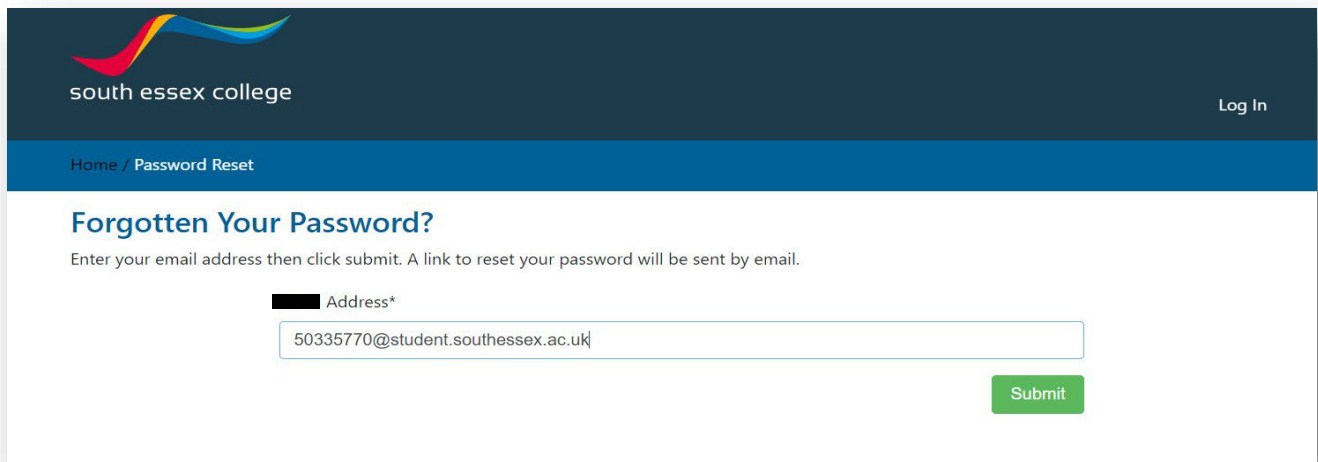
This will open the HE Online Services Portal page. To open the portal click on the link under “Access from anywhere”



This will take you to the HE Online Services Portal. If you have already complete registration enter your student email address and password. If you have not signed in previously, or cannot remember your password, click “I have forgotten my password”.

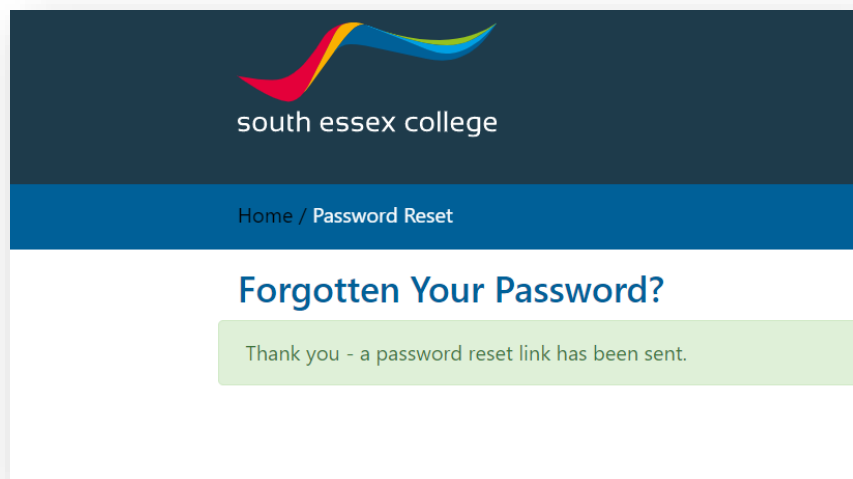


Enter your student email address and click 'Submit'.

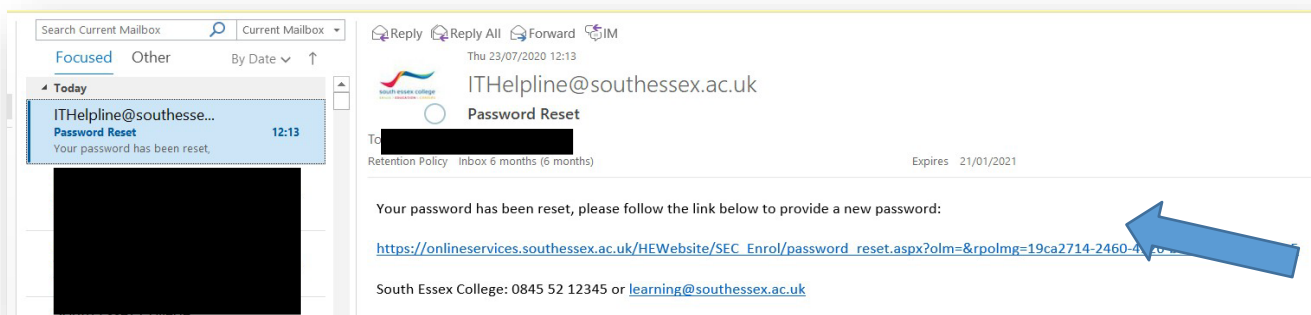


The screenshot shows the 'Forgotten Your Password?' page on the South Essex College website. The header includes the college logo and 'Log In' link. The breadcrumb trail is 'Home / Password Reset'. The main heading is 'Forgotten Your Password?'. Below it, a message states: 'Enter your email address then click submit. A link to reset your password will be sent by email.' There is a text input field labeled 'Address*' containing the email '50335770@student.southessex.ac.uk'. A green 'Submit' button is located to the right of the input field.

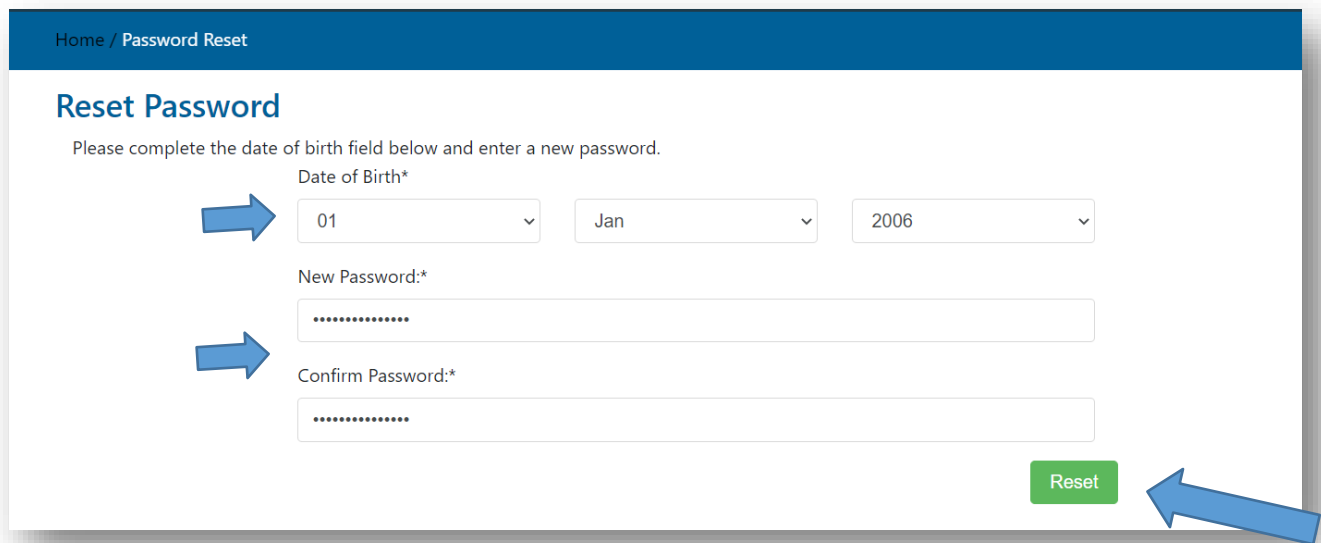
You will then see the below. If you receive a different message please contact us.



You will then receive an email to your student e-mail account to reset your password, please note this may take up to three hours to arrive. Click the link provided to reset your password.



Enter your date of birth and create a New Password. Then click 'Submit'.



Home / Password Reset

Reset Password

Please complete the date of birth field below and enter a new password.

Date of Birth*

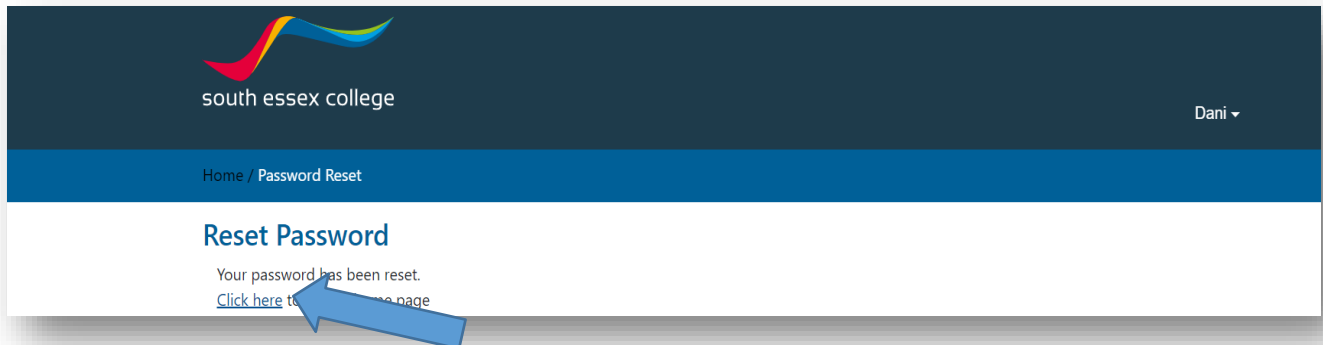
01 Jan 2006


New Password:*

Confirm Password:*

Reset

Once it has confirmed your password reset, click "Click here" to be brought to your home page.




south essex college

Dani ▾

Home / Password Reset

Reset Password

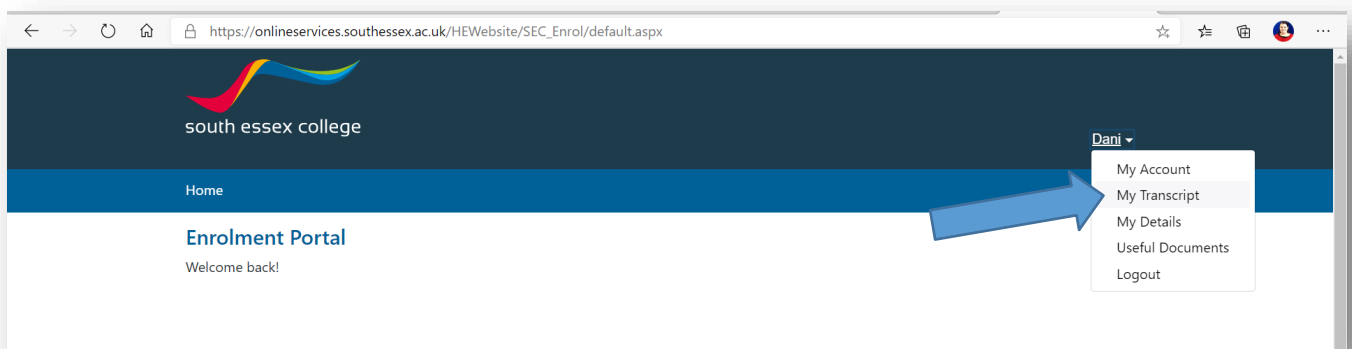
Your password has been reset.
[Click here](#) to return to the home page

Accessing your Results

Click your name on the righthand side of the home page.



This will give a drop down list, choose "My Transcript".



This will then open the transcript page.

Understanding your Results

The top section will confirm your personal details. (A blank version has been used for GDPR)

Academic Transcript

[Click here](#) to view documents that explain progression codes and other useful information.

Please click on a unit title to view detail of associated assessments.

Student Information

Student Name:	Student Id:
Date Of Birth:	HESA/ULN Number:

Academic Information

Teaching Institution:	Language of Instruction:
NQF Level:	Awarding Institution:
Award:	Date of Award:
Classification:	
Credits Achieved:	

Student Information

Student Name:	Your name as registered with us
Student Id:	Your student Id number
Date Of Birth:	Your date of birth
HESA/ULN Number:	Your Unique Learner Number. A 10-digit number, required for your Personal Learning Record, helping to give you proof of your learning and achievements from the age of 16 onward

Academic Information

Teaching Institution:	South Essex College
Language of Instruction:	The language you were taught in. English
NQF Level:	National Qualifications Framework Level, e.g. Level 4, Level 5
Awarding Institution:	The awarding body of your qualification, e.g. Pearson
Award:	Your qualification title, e.g. BA (Hons) Graphic Design

Progressing students, or those requiring Resits, will not have any details included in Classification, Credits Awarded or Date of Award. These fields are only filled on completion of your qualification.

Classification:	Your classification of your overall qualification, e.g. 2.1 or Merit
Date of Award:	Year you completed your qualification

Understanding Your Progression

The below are the different types of progression information.

Pass Progress: You have progressed to the next year of the programme.

HE 2019/20 - Year 1 (PASS PROGRESS)

Resit : You are required to Resit some assessment to complete to progress to the next year of the programme. Contact your Tutor for further details regarding your assessments.

HE 2019/20 - Year 1 (RESIT)

You can find details regarding your resits on looking at 'Class'. F indicates a failed module.

HE 2019/20 - Year 1 (RESIT)						
Module Code	Module Title	Assessment Marks	Aggregate Mark	Class	Credit Obtained	Credit Level
CF103	INTRODUCTION TO POLICING^		12	F	0	LV4

Click on the Module Title e.g. Introduction to Policing, to open a pop up with more details. This will vary depending on awarding body. This will indicate which assessments of the module require a Resit and if it will be capped or uncapped.

Module Title		pt.aspx?detail=true
Class Obtained	F	
Mark	17	
Weighting	0%	
Assessment	ESSAY	
Class Obtained	F	
Mark	0	
Attempt No	1	
Weighting	50%	
Resit Indicator	Summer Resit Uncapped	
Notes	Non Submission	
Extenuating	EC	
Extenuating Outcome	A	
Assessment	PRESENTATION	
Class Obtained	F	
Mark	34	
Attempt No	1	
Weighting	50%	
Resit Indicator	Summer Resit Capped	

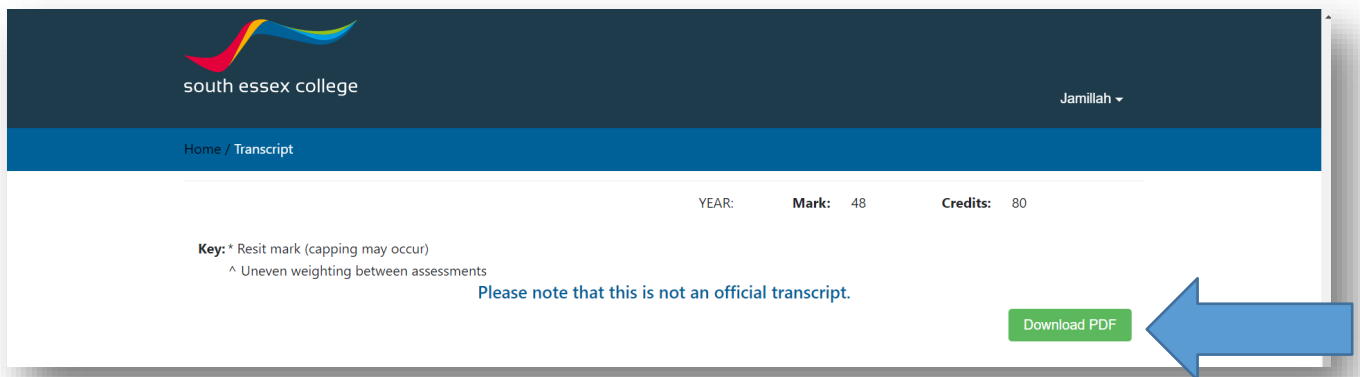
'EC' indicates that Extenuating Circumstances have been submitted

'A' indicated they have been applied

Downloading Your Transcript

You are able to download a PDF copy* of your transcript. This is available at the bottom of your transcripts on the “My Transcripts” page. Click on Download PDF. This application may not be supported on some mobile phone and notebook devices.

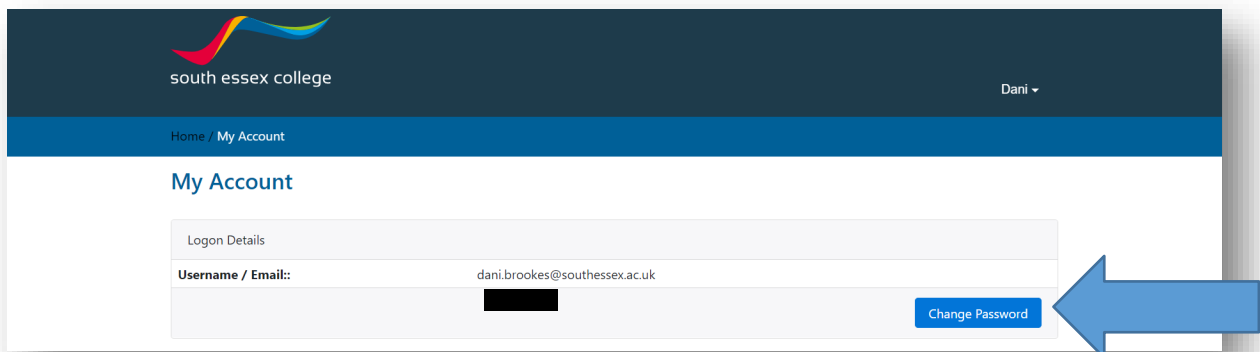
****Please note that this is not an official transcript and may not be recognised by employers or future institutions of study.***



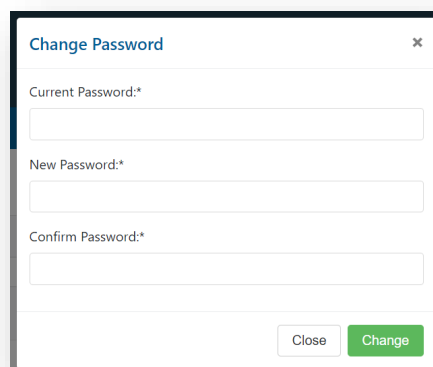
The screenshot shows the South Essex College website interface. At the top, the college logo and name are on the left, and the user name 'Jamillah' with a dropdown arrow is on the right. Below this is a blue navigation bar with 'Home / Transcript'. The main content area displays student information: 'YEAR: 1', 'Mark: 48', and 'Credits: 80'. A key section explains symbols: '*' for Resit mark and '^' for Uneven weighting. A blue note states: 'Please note that this is not an official transcript.' At the bottom right, a green 'Download PDF' button is visible, with a large blue arrow pointing to it from the right side of the image.

My Account

When you choose “My Account” from the dropdown list, on your name, this will show your Username/Email connected to your account. You can also change your password here via the “Change Password” button. This will open a pop up allowing you to change your password.



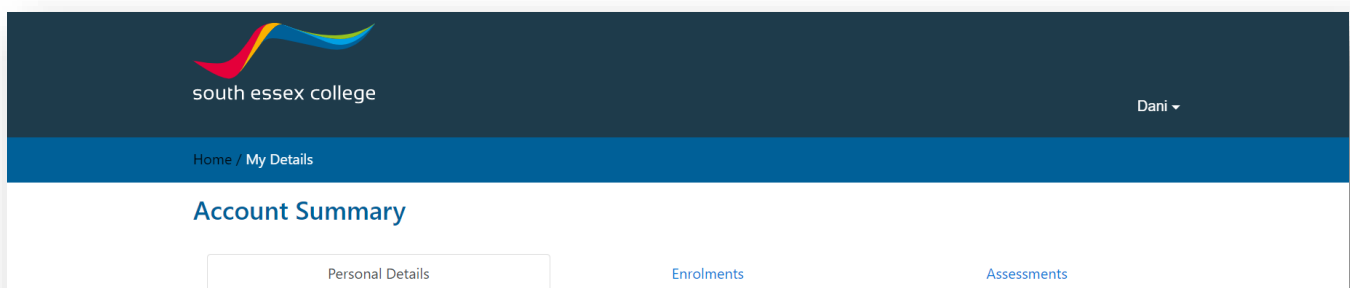
The screenshot shows the 'My Account' page of the South Essex College system. At the top, there is a dark blue header with the college logo and the name 'south essex college'. On the right, the user's name 'Dani' is displayed with a dropdown arrow. Below the header, a blue navigation bar contains the text 'Home / My Account'. The main content area is titled 'My Account' and features a 'Logon Details' section. This section displays the 'Username / Email:' as 'dani.brookes@southessex.ac.uk'. A black redaction box covers the password field. To the right of the details is a blue button labeled 'Change Password'. A large blue arrow points from the right towards this button.



The screenshot shows a 'Change Password' modal window. It has a title bar with a close button (X). The form contains three labeled input fields: 'Current Password:*', 'New Password:*', and 'Confirm Password:*'. At the bottom right, there are two buttons: a grey 'Close' button and a green 'Change' button.

My Details - Account Summary


When you choose “My Details” from the dropdown list, on your name, this will show your Account Summary connected to your account. This includes Personal Details, Enrolment and Assessments.



The screenshot shows the 'Account Summary' page. The header and navigation bar are identical to the 'My Account' page. The main content area is titled 'Account Summary' and features three tabs: 'Personal Details', 'Enrolments', and 'Assessments'. The 'Personal Details' tab is currently selected and highlighted with a light blue background.

Personal Details

This page contains your personal details such as Name, Address, Next of Kin etc. If you moved address or need to change any of the details listed here please speak to HE Support to request a Change of Information Form. We hope to add this form electronically to the Online Services Portal in the future.

**south essex college**

Dani ▾

Home / My Details

Account Summary

Personal Details

Enrolments

Assessments

Student Reference:

Title:

Gender:

First Name:

Surname:

Date of Birth:

National Insurance Number:

ULN (Unique Learner Number):

Country Of Permanent Residence:

Ethnic Origin:

Disability:

Home Address

Address Country:

Post Code:

Home Address:

Contact Address

Address Country:

Post Code:

Contact Address:

Contact Telephone:

Mobile:

Your details will appear here

Enrolments

This page lists the Modules you are enrolled on, including details such as the Module Number, Title and Credit value.

Home / My Details				
Account Summary				
Personal Details		Enrolments		Assessments
Reference	Course Type	Name of course	Enrolment status	Credit value
CS406-18S	Module (HE)	Counselling Children and Young People	Current	20
CS403-18S	Module (HE)	Counselling in a Contemporary Context: Working Therapeutically with Identity, Difference and Diversity (1)	Current	20
CS405-18S	Module (HE)	Developing Counselling Skills	Current	20
CS402-18S	Module (HE)	Existential and Person-Centred Therapy	Current	20
CS401-18S	Module (HE)	Introductory Counselling Skills, Ethics and Law	Current	20
CS404-18S	Module (HE)	Mental Health and Well-Being	Current	20

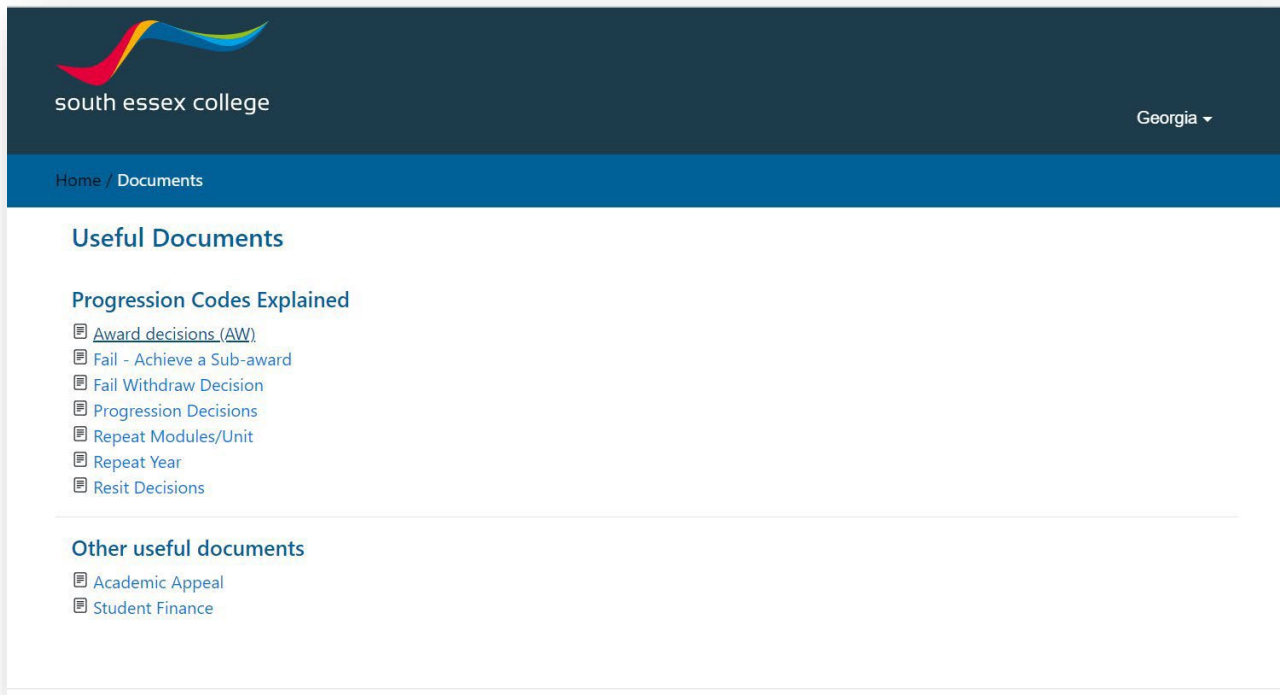
Assessments

This page lists the Assessments, linked to your Modules, including details such as the Assessment format, weighting and submission date.

Home / My Details			
Account Summary			
Personal Details		Enrolments	Assessments
Module	Name	Weight	Assessments due
CS505	Research Proposal	100%	19/05/2020
CS501	Presentation	50%	18/05/2020
CS502	Essay	100%	12/05/2020
CS503	Essay	50%	27/04/2020
CS501	Essay	50%	31/03/2020
CS503	Written Reflective Piece	50%	23/03/2020
CS504	Essay	70%	10/12/2019

Useful Documents

When you choose “Useful Documents” from the dropdown list, on your name, this will give you useful links to further information on topics such as progression codes. We will be adding more document to this over the coming year.



Please use the following contacts to troubleshoot any issues

For issues accessing your Student Email - ithelpline@southessex.ac.uk

For issues accessing your Online Portfolio - heonlineservices@southessex.ac.uk

For queries regarding your grades or resits - heexaminations@southessex.ac.uk

Or

Your tutor